

JDF-4S Dispense Lockout Feature Not Working





Problem


The dispenser will not lockout the dispense while the switch is positioned in dispense lockout mode, but will turn off lighted door display.

Troubleshooting

Inspect the dispense lockout switch for correct wiring termination. JD-4S will have a separate harness that is not combined with the machine harness and could be missing or not terminated between the dispense lockout switch and J5 connector on the CBA (control board). See digital photos for correct harness termination. BUNN PN: 41203.0000 - wiring harness, dispense/disable switch for P/C dispensers.

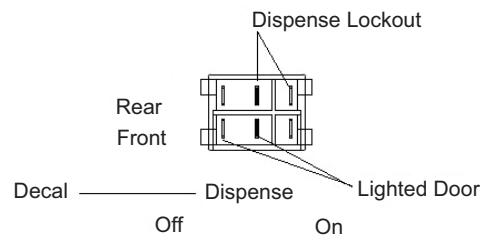


Without Harness



Harness Connected

Switch pictorial shows the dispense lockout and lighted door harness installation to switch.



Dispense: Off - Continuity
On - Open

Light Circuit: Off - Open
On - Continuity